

## Sec. 1.5 Matrix operations

4-1

### ① Elementary operations

Def: Let  $A$  be  $m \times n$  matrix; and let  $B$  be  $r \times s$  matrix. They are said to be equal if:

- their dimensions are the same ( $m=r$ ,  $n=s$ );
- their corresponding entries are equal.

Ex. 1 (a)  $\begin{pmatrix} 1 & 2 \\ 3 & 4 \end{pmatrix} \neq \begin{pmatrix} 2 & 1 \\ 3 & 4 \end{pmatrix}$  (second condition is violated: order of entries matters!)

(b)  $\begin{pmatrix} 1 & 2 \\ 3 & 4 \end{pmatrix} \neq \begin{pmatrix} 1 & 2 \\ 3 & 4 \\ 0 & 0 \end{pmatrix}$  (first condition is violated: the dimensions do not match)

One adds matrices similarly how one adds scalars.

Def: If  $A$  and  $B$  are matrices of the same dimensions, then one finds  $(A+B)$  simply by adding their corresponding entries.

- Note: One cannot add matrices if their dimensions are not equal.

Ex. 2 (a)  $A = \begin{pmatrix} 1 & 2 & 3 \\ 4 & 5 & 6 \end{pmatrix}$ ,  $B = \begin{pmatrix} 11 & 12 & 13 \\ 14 & 15 & 16 \end{pmatrix}$ ,  
 $C = \begin{pmatrix} 21 & 22 \\ 23 & 24 \\ 25 & 26 \end{pmatrix}$ .

$A+B = \begin{pmatrix} 1+11 & 2+12 & 3+13 \\ 4+14 & 5+15 & 6+16 \end{pmatrix}$ ,  
but cannot compute  $A+C$  and  $B+C$ .

(b) Find  $D$  s.t.  $A+D=B$ .

Solution:  $D = B-A = \begin{pmatrix} 11-1 & 12-2 & 13-3 \\ 14-4 & 15-5 & 16-6 \end{pmatrix}$ .

Def: To multiply matrix  $A$  by scalar  $r$ , simply multiply each entry of  $A$  by  $r$ .

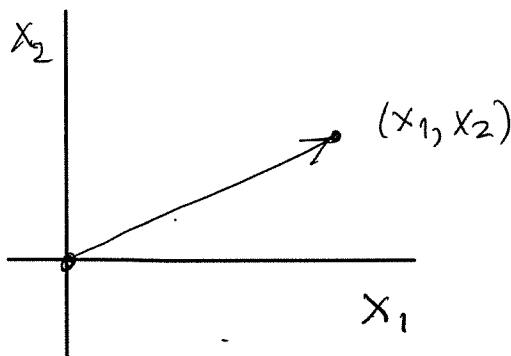
Ex. 3  $11 \cdot \begin{pmatrix} 1 & 2 \\ 3 & 4 \\ 5 & 6 \end{pmatrix} = \begin{pmatrix} 11 & 22 \\ 33 & 44 \\ 55 & 66 \end{pmatrix}$ .

Equipped with these definitions, we can construct any linear combination of matrices:

$r \cdot A + s \cdot B$

4/25/19

## ② Vectors in $\mathbb{R}^n$



Recall from Calculus that by convention, the starting point of any vector by default is at the origin.

Then a vector is fully defined by specifying its end point coordinates,  $x_1$  &  $x_2$ .

So:  $\underline{x} = \begin{pmatrix} x_1 \\ x_2 \end{pmatrix}$ .

In the same way, one defines any ordered list of numbers to be a vector:

$$\underline{x} = \begin{pmatrix} x_1 \\ x_2 \\ \vdots \\ x_n \end{pmatrix} \leftarrow \text{"n-dimensional vector"}$$

A collection of all such vectors is  $\mathbb{R}^n$ .

Formal writing:

$$\mathbb{R}^n = \left\{ \underline{x} : \underline{x} = \begin{pmatrix} x_1 \\ x_2 \\ \vdots \\ x_n \end{pmatrix}, x_1, x_2, \dots, x_n \text{ are all real numbers} \right\}$$

**MUST READ ON YOUR OWN**  
Ex. 2, 3 in textbook about the vector form of the solution of a l.s. !

③ Matrix-vector multiplication

It is defined to provide a convenient tool for writing down a l.s. in compact form.

Want to mimic a single equation:

$$a \cdot x = b$$

↑      ↑      ↑  
Coefficient    unknown    constant

Now consider a l.s.

$$a_{11}x_1 + a_{12}x_2 = b_1$$

$$a_{21}x_1 + a_{22}x_2 = b_2$$

It has:

$$A = \begin{pmatrix} a_{11} & a_{12} \\ a_{21} & a_{22} \end{pmatrix}, \quad \underline{x} = \begin{pmatrix} x_1 \\ x_2 \end{pmatrix}, \quad \underline{b} = \begin{pmatrix} b_1 \\ b_2 \end{pmatrix}$$

↑
↑
↑  
 coefficient matrix    unknown vector    const. vector

So, mimicking the single-eg. case, we want to write the l.s. as:

$$A \cdot \underline{x} = \underline{b}$$

This will be so if we define matrix-vector multiplication as:

$$\begin{pmatrix} a_{11} & a_{12} \\ a_{21} & a_{22} \end{pmatrix} \cdot \begin{pmatrix} x_1 \\ x_2 \end{pmatrix} = \begin{pmatrix} a_{11} \cdot x_1 + a_{12} \cdot x_2 \\ a_{21} \cdot x_1 + a_{22} \cdot x_2 \end{pmatrix}$$

In "Sigma-notation":

$$a_{11}x_1 + a_{12}x_2 = \sum_{j=1}^2 a_{1j}x_j, \quad \text{or more generally:}$$

$$a_{11}x_1 + a_{12}x_2 + \dots + a_{1n}x_n = \sum_{j=1}^n a_{1j}x_j.$$

So:

$$A \cdot \underline{x} = \begin{pmatrix} a_{11} & a_{12} & \dots & a_{1n} \\ \vdots & \vdots & \ddots & \vdots \\ a_{m1} & a_{m2} & \dots & a_{mn} \end{pmatrix} \cdot \begin{pmatrix} x_1 \\ x_2 \\ \vdots \\ x_n \end{pmatrix} = \begin{pmatrix} \sum_{j=1}^n a_{1j}x_j \\ \sum_{j=1}^n a_{2j}x_j \\ \vdots \\ \sum_{j=1}^n a_{mj}x_j \end{pmatrix}$$

Then the general l.s.

$$a_{11}x_1 + a_{12}x_2 + \dots + a_{1n}x_n = b_1$$

⋮

$$a_{m1}x_1 + a_{m2}x_2 + \dots + a_{mn}x_n = b_m$$

can be written as

$$A \cdot \underline{x} = \underline{b}, \text{ as desired.}$$

See Ex. 6 in book for numbers,

#### ④ Matrix-matrix multiplication

Let  $A$  be  $m \times n$ ,  $B$  be  $n \times s$ .

Note that:

$$B \equiv \begin{pmatrix} b_{11} & b_{12} & \dots & b_{1s} \\ \vdots & \vdots & & \vdots \\ b_{n1} & b_{n2} & \dots & b_{ns} \end{pmatrix} = [\underline{b}_1, \underline{b}_2, \dots, \underline{b}_s],$$

where

$$\underline{b}_k = \begin{pmatrix} b_{1k} \\ b_{2k} \\ \vdots \\ b_{nk} \end{pmatrix} \leftarrow \text{kth column of } B.$$

Then  $AB \equiv A [\underline{b}_1, \underline{b}_2, \dots, \underline{b}_s] = [A\underline{b}_1, A\underline{b}_2, \dots, A\underline{b}_s]$

i.e., we simply multiply each column of  $B$ ,  $\underline{b}_k$ , by  $A$ .

Thus, using our knowledge of matrix-vector multiplication, we can present matrix-matrix multiplication as:

$$(A \cdot B)_{lk} = \begin{pmatrix} a_{11} & \dots & a_{1n} \\ \vdots & & \vdots \\ a_{l1} & \dots & a_{ln} \\ \vdots & & \vdots \\ a_{m1} & \dots & a_{mn} \end{pmatrix} \begin{pmatrix} b_{11} & \dots & b_{1s} \\ \vdots & & \vdots \\ b_{n1} & \dots & b_{ns} \end{pmatrix} =$$

$$= \sum_{j=1}^n a_{lj} b_{jk}$$

$(l, k)$ -th entry

Mnemonically: "multiply  $l$ -th row of the 1st matrix by the  $k$ -th column of the 2nd."

Ex. 4 Given matrices

$$A = \begin{pmatrix} 1 & 2 \\ 4 & 3 \end{pmatrix}, \quad B = \begin{pmatrix} -3 & 2 \\ 1 & -2 \end{pmatrix},$$

$$C = \begin{pmatrix} 1 & 0 & -2 \\ 0 & 1 & 1 \end{pmatrix}, \quad D = \begin{pmatrix} 3 & 1 \\ -1 & -2 \\ 1 & 1 \end{pmatrix},$$

compute:

$AB, BA, AC, CA, CD, DC.$

Sol'n: (a)  $AB = \begin{pmatrix} 1 & 2 \\ 4 & 3 \end{pmatrix} \begin{pmatrix} -3 & 2 \\ 1 & -2 \end{pmatrix}$

$$= \left( \begin{array}{c|c} 1 \cdot (-3) + 2 \cdot 1 & 1 \cdot 2 + 2 \cdot (-2) \\ 4 \cdot (-3) + 3 \cdot 1 & 4 \cdot 2 + 3 \cdot (-2) \end{array} \right) = \begin{pmatrix} -1 & -2 \\ -9 & 2 \end{pmatrix}$$

(b)  $BA = \begin{pmatrix} -3 & 2 \\ 1 & -2 \end{pmatrix} \begin{pmatrix} 1 & 2 \\ 4 & 3 \end{pmatrix} =$

$$= \left( \begin{array}{c|c} -3 \cdot 1 + 2 \cdot 4 & -3 \cdot 2 + 2 \cdot 3 \\ 1 \cdot 1 + (-2) \cdot 4 & 1 \cdot 2 + (-2) \cdot 3 \end{array} \right) = \begin{pmatrix} 5 & 0 \\ -7 & -4 \end{pmatrix}$$


(c)  $AC = \begin{pmatrix} 1 & 2 \\ 4 & 3 \end{pmatrix} \begin{pmatrix} 1 & 0 & -2 \\ 0 & 1 & 1 \end{pmatrix} = \begin{pmatrix} 1 & 2 & 0 \\ 4 & 3 & -5 \end{pmatrix}$

$\boxed{2 \times 2}$  same  $\boxed{2 \times 3}$

(d)  $CA = \begin{pmatrix} 1 & 0 & -2 \\ 0 & 1 & 1 \end{pmatrix} \begin{pmatrix} 1 & 2 \\ 4 & 3 \end{pmatrix} \dots$

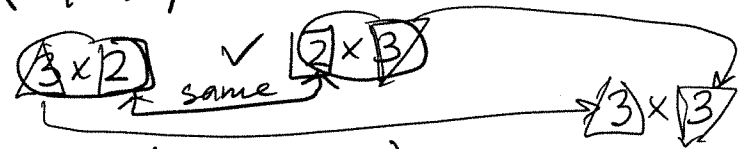
$\boxed{2 \times 3} \neq \boxed{2 \times 2}$  CANNOT MULTIPLY! dimensions do not match

$$(e) CD = \begin{pmatrix} 1 & 0 & -2 \\ 0 & 1 & 1 \end{pmatrix} \begin{pmatrix} 3 & 1 \\ -1 & -2 \\ 1 & 1 \end{pmatrix} =$$



$$= \left( \begin{array}{cc|cc} 1 \cdot 3 + 0 \cdot (-1) + (-2) \cdot 1 & 1 \cdot 1 + 0 \cdot (-2) + (-2) \cdot 1 & & \\ \hline 0 \cdot 3 + 1 \cdot (-1) + 1 \cdot 1 & 0 \cdot 1 + 1 \cdot (-2) + 1 \cdot 1 & & \end{array} \right) = \begin{pmatrix} 1 & -1 \\ 0 & -1 \end{pmatrix}$$

$$(f) DC = \begin{pmatrix} 3 & 1 \\ -1 & -2 \\ 1 & 1 \end{pmatrix} \begin{pmatrix} 1 & 0 & -2 \\ 0 & 1 & 1 \end{pmatrix} =$$



$$\left( \begin{array}{cc|cc|cc} 3 \cdot 1 + 1 \cdot 0 & 3 \cdot 0 + 1 \cdot 1 & 3 \cdot (-2) + 1 \cdot 1 & & & \\ \hline -1 \cdot 1 + (-2) \cdot 0 & -1 \cdot 0 + (-2) \cdot 1 & (-1) \cdot (-2) + (-2) \cdot 1 & & & \\ \hline 1 \cdot 1 + 1 \cdot 0 & 1 \cdot 0 + 1 \cdot 1 & 1 \cdot (-2) + 1 \cdot 1 & & & \end{array} \right) = \begin{pmatrix} 3 & 1 & -5 \\ -1 & -2 & 0 \\ 1 & 1 & -1 \end{pmatrix}$$

Observation: In general, for matrices;  
 $AB \neq BA$ .

- $AB$  may exist (c), but  $BA$  does not (d).
- Both  $AB$  and  $BA$  exist, but have different dimensions (e, f).
- $AB$  and  $BA$  exist and have the same dimensions, but their entries are different (a, b).

**MUST READ ON YOUR OWN:**  
 Ex. 5 in textbook + half a page right after it  
 (about: expressing a l.s. in matrix form.)

## ⑤ Alternative formulation of matrix multiplication

Let's look at a l.s. in matrix form (see topic ③ and the must-read Ex.5 in book):

Ex.5

$$A \rightarrow \begin{pmatrix} \boxed{1} & \boxed{2} & \boxed{3} \\ \boxed{4} & \boxed{5} & \boxed{6} \end{pmatrix} \begin{pmatrix} x_1 \\ x_2 \\ x_3 \end{pmatrix} = \begin{pmatrix} 7 \\ 8 \end{pmatrix} \leftarrow \underline{b}$$

$\underbrace{\quad \quad \quad}_{\underline{A_1} \quad \underline{A_2} \quad \underline{A_3}} \leftarrow \text{columns of } A$

$$1 \cdot x_1 + 2 \cdot x_2 + 3 \cdot x_3 = 7$$

$$4 \cdot x_1 + 5 \cdot x_2 + 6 \cdot x_3 = 8, \text{ or}$$

$$\begin{pmatrix} 1 \\ 4 \end{pmatrix} x_1 + \begin{pmatrix} 2 \\ 5 \end{pmatrix} x_2 + \begin{pmatrix} 3 \\ 6 \end{pmatrix} x_3 = \begin{pmatrix} 7 \\ 8 \end{pmatrix}$$

From this we derive 2 important conclusions:

$$\boxed{1} \quad A \cdot \underline{x} \equiv [\underline{A_1}, \underline{A_2}, \underline{A_3}] \cdot \begin{pmatrix} x_1 \\ x_2 \\ x_3 \end{pmatrix}$$

$$= \underline{A_1} \cdot x_1 + \underline{A_2} \cdot x_2 + \underline{A_3} \cdot x_3$$

In general, if  $A$  is  $m \times n$  and  $\underline{x} = \begin{pmatrix} x_1 \\ \vdots \\ x_n \end{pmatrix}$ ,  
then

$$\underline{A} \cdot \underline{x} = x_1 \underline{A_1} + x_2 \underline{A_2} + \dots + x_n \underline{A_n}$$

**Key Formula**

**MUST MEMORIZE!**



See Ex. 7 in textbook, Thm. 5, and the example after it for further illustration of the Key Formula.

**2** (Corollary of the Key Formula)

If  $\underline{x} = \begin{pmatrix} x_1 \\ x_2 \\ \vdots \\ x_n \end{pmatrix}$  is a solution of a l.s.  $A \cdot \underline{x} = \underline{b}$ , then:

$$x_1 \underline{A}_1 + x_2 \underline{A}_2 + \dots + x_n \underline{A}_n = \underline{b}.$$

In words:

$\underline{b}$  is a linear combination of the columns of  $A$ .

For example, in the above Ex. 5,

$$\underline{x} = \begin{pmatrix} x_1 \\ x_2 \\ x_3 \end{pmatrix} \text{ with } x_1 = -13/3, x_2 = 8/3, x_3 = 2$$

is a solution of the l.s. (one of  $\infty$  many, as per Corollary of Thm. 3 (p. 3-2 of Notes for Sec. 1.3)), then

$$-\frac{13}{3} \cdot \begin{pmatrix} 1 \\ 4 \end{pmatrix} + \frac{8}{3} \cdot \begin{pmatrix} 2 \\ 5 \end{pmatrix} + 2 \cdot \begin{pmatrix} 3 \\ 6 \end{pmatrix} = \begin{pmatrix} 7 \\ 8 \end{pmatrix}$$

$$x_1 \cdot \underline{A}_1 + x_2 \cdot \underline{A}_2 + x_3 \cdot \underline{A}_3 = \underline{b}$$

**6** Solving a "matrix equation"

Ex. 6 let  $A = \begin{pmatrix} 1 & 1 \\ 1 & 2 \end{pmatrix}$ ,  $C = \begin{pmatrix} 1 & 0 \\ 0 & 1 \end{pmatrix}$ .

4-10

Find  $B$  s.t.  $AB = C$ .

Sol'n: 1) Analyze dimensions.

$$\begin{array}{c}
 A \cdot B = C \\
 \begin{array}{ccc}
 2 \times 2 & m \times n & 2 \times 2 \\
 \uparrow \oplus & \uparrow \oplus & \uparrow \oplus \\
 \oplus & \oplus & \oplus \\
 \downarrow & \downarrow & \downarrow \\
 m=2 & & n=2
 \end{array}
 \end{array}$$

Thus  $B$  must be  $2 \times 2$ , and so we can write  $B = [\underline{B}_1, \underline{B}_2]$   $2 \times 1$  columns of  $B$ .

2) Similarly,  $C = [\underline{C}_1, \underline{C}_2] = \left[ \begin{pmatrix} 1 \\ 0 \end{pmatrix}, \begin{pmatrix} 0 \\ 1 \end{pmatrix} \right]$

Then  $AB = C$  can be written as

$$A[\underline{B}_1, \underline{B}_2] = [\underline{C}_1, \underline{C}_2] \Rightarrow [A\underline{B}_1, A\underline{B}_2] = [\underline{C}_1, \underline{C}_2]$$

$$\Rightarrow A\underline{B}_1 = \underline{C}_1 \text{ and } A\underline{B}_2 = \underline{C}_2.$$

Thus, we need to solve two l.s.

$$3) A\underline{B}_1 = \underline{C}_1$$

$$\hookrightarrow \begin{pmatrix} x_1 \\ x_2 \end{pmatrix}$$

$$\left( \begin{array}{cc|c} 1 & 1 & 1 \\ 1 & 2 & 0 \end{array} \right) \xrightarrow{\text{REF}} \left( \begin{array}{cc|c} 1 & 0 & 2 \\ 0 & 1 & -1 \end{array} \right) \Rightarrow \underline{B}_1 = \begin{pmatrix} 2 \\ -1 \end{pmatrix}$$

$$4) A\underline{B}_2 = \underline{C}_2:$$

$$\left( \begin{array}{cc|c} 1 & 1 & 0 \\ 1 & 2 & 1 \end{array} \right) \xrightarrow{\text{REF}} \left( \begin{array}{cc|c} 1 & 0 & -1 \\ 0 & 1 & 1 \end{array} \right) \Rightarrow \underline{B}_2 = \begin{pmatrix} -1 \\ 1 \end{pmatrix}$$

$$\Rightarrow B = [\underline{B}_1, \underline{B}_2] = \begin{pmatrix} 2 & -1 \\ -1 & 1 \end{pmatrix} //$$

See also Thm. 6 in book about the same method.

1/30/19